



Introducing the Deluxe Profile Workstation with Eco Panel

Deluxe Profile Workstation with Eco Panel Screen are designed to maximise space and boost productivity in any workplace. Available in three standard top sizes, each features a handy scallop for easy cable access and recessed leg for full legroom, making them ideal for long workstation runs. The 27mm T Eco Panel Screen, in either black or grey PET, provides added user privacy while maintaining a modern aesthetic.

Choose from single-sided or back-to-back configurations to suit your office layout. All models are offered in three sizes, two frame colours, and two worktop colours, ready for immediate delivery

Description

- Black or White Frame
- 60mm x 30mm Profile Leg
- Dual Cross Bar for added Stability
- Adjustable Leveling Feet
- Natural White or Natural Oak Worktop
- EO Enviroboard Melamine work surface with rear Cable scallop
- Black or Grey Partition
- Eco Panel 27mm with rounded corners
- AFRDI Certified
- 5 Year Warranty



Dimensions

Worktop


- 1200mm W x 750mm D
- 1500mm W x 750mm D
- 1800mm W x 750mm D

Screen

- 1200mm W x 400mm H
- 1500mm W x 400mm H
- 1800mm W x 400mm H

Colour

Top Finishes



Frame Colour



Eco Panel



Single Sided Configurations



1 person



2 person



3 person



4 person



5 person

Double Sided Configurations



2 person



4 person



6 person



8 person



10 person

90 degree



4 person

120 degree




3 person


Colours

WORKTOP

natural oak




natural white



FRAME

black



white



ECO SCREEN

black PET



grey PET

